

HILLSBOROUGH VIRTUAL K-12

Virtual School Account (VSA) Directions

Click the option below to go directly to the needed directions.

Updated – 8/11/2022

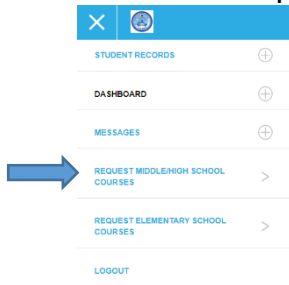
Table of Contents

HVK12 FULL-TIME ACCOUNT DIRECTIONS - CURRENT – GRADES 6-12	2
HVK12 FULL-TIME ACCOUNT DIRECTIONS – NEW – GRADES 6-12	4
HVK12 FULL-TIME ACCOUNT DIRECTIONS – CURRENT – GRADES K-5	6
HVK12 FULL-TIME ACCOUNT DIRECTIONS – NEW – GRADES K-5	7
HVK12+ PART-TIME ACCOUNT DIRECTIONS – GRADES 6-12	8
HVK12+ PART-TIME ACCOUNT DIRECTIONS – GRADES K-5	9
HOME EDUCATION ACCOUNT DIRECTIONS – GRADES 6-12	10
HOME EDUCATION ACCOUNT DIRECTIONS – GRADES K-5	12
PARENT/GUARDIAN ACCOUNT DIRECTIONS	13

HILLSBOROUGH VIRTUAL K-12

HVK12 Full-Time Account Directions - CURRENT – GRADES 6-12

- ❖ Go to: www.flvs.net
- ❖ Login with current username and password
- ❖ Select Request Middle/High School courses



- ❖ Verify and update personal information (address, phone numbers, email).
- ❖ **UPDATE YOUR PHYSICAL SCHOOL (Hillsborough Virtual K-12)**
- ❖ **SELECT YOUR SCHOOL COUNSELOR UNDER YOUR ACADEMIC PROFILE**

Hillsborough Virtual K-12 School Counselors			
Elementary School Counselor	Grade Levels	Student Last Name	Email Address
Mercedes Wisnar	KG-5 th Grade	Last Names A-Z	Mercedes.Wisnar1@hcps.net
Middle School Counselors	Grade Levels	Student Last Name	Email Address
Amanda Allen	6 th -8 th Grade	Last Names A-K	Amanda.Allen@hcps.net
Kristin Campbell	6 th -8 th Grade	Last Names L-Z	Kristin.Campbell@hcps.net
High School Counselors	Grade Levels	Student Last Name	Email Address
Jacqueline Drain	9 th -12 th Grade	Last Names A-F	Jacqueline.Drain@hcps.net
Christy Carmichael	9 th -12 th Grade	Last Names G-O	Christy.Carmichael@hcps.net
April Langston	9 th -12 th Grade	Last Names P-Z	April.Langston@hcps.net

- ❖ Customize your catalog – Choose Hillsborough County and Public-School Student

Let's customize our catalog for you!

County

Student type

Continue

- ❖ Select Educational Level to narrow choices
- ❖ Choose your first course
- ❖ Click Add to Backpack

HILLSBOROUGH VIRTUAL K-12

- ❖ To add additional courses click Add Courses, otherwise click Continue to complete the enrollment process.
- ❖ Answer Survey
- ❖ Student and Parent/Guardian Agreement – Check Appropriate boxes and click SUBMIT
- ❖ Complete Media Release
- ❖ Choose SEGMENT - ALL SEGMENTS (full course) or Segment 1 (Semester 1) or Segment 2 (semester 2), start date MM/DD/YYYY, and Hillsborough Virtual K-12

+ Add More Courses

Course Name	Credit(s)	Semester	Preferred Placement Date	School	Remove
English 1		Choose ...	MM/DD/YYYY	Florida Virtual School Flex Hillsborough Virtual K-12	

Students are typically placed in their courses and assigned to a teacher within 10 days of their Preferred Placement Date.

Continue

- ❖ Click Continue
- ❖ Confirm Your Choice School

Confirm Your School Choice

You have selected to take your course(s) with
Hillsborough Virtual K-12

I confirm my selection is correct

Continue

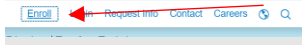
Change Selection

- ❖ Click Continue
- ❖ Review selections and Submit Enrollment
- ❖ Courses must be verified by your school counselor before classes can be assigned to a teacher.

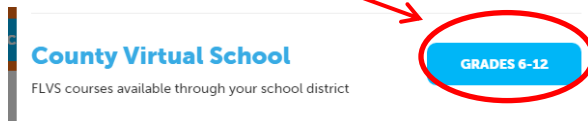
HILLSBOROUGH VIRTUAL K-12

HVK12 Full-Time Account Directions – NEW – GRADES 6-12

❖ Go to: www.flvs.net

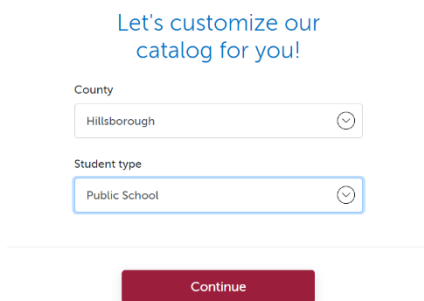
❖  - Located in the upper right-hand corner in the tool bar.

❖ Choose County Virtual School



❖ Click Enroll

❖ Customize your catalog – Choose Hillsborough County and Public-School Student

A screenshot of the 'Let's customize our catalog for you!' form. It features two dropdown menus: 'County' with 'Hillsborough' selected and 'Student type' with 'Public School' selected. A red 'Continue' button is positioned below the dropdowns.

❖ Select Educational Level to narrow choices

❖ Select your first course

❖ Click Add to Backpack

❖ To add additional courses click Add Courses, otherwise click Continue to complete the enrollment process.

New Student? [Create an Account](#)

❖ Complete account setup process

❖ Enter all personal information - make sure EVERYTHING is spelled correctly.

➤ Only use Legal Given Name – no nicknames

➤ Username and Password are case sensitive and require a combination of letters and numbers (write down and keep safe)

❖ **PHYSICAL SCHOOL - Hillsborough Virtual K-12**

HILLSBOROUGH VIRTUAL K-12

❖ SCHOOL COUNSELOR

Hillsborough Virtual K-12 School Counselors			
Elementary School Counselor	Grade Levels	Student Last Name	Email Address
Mercedes Wisnar	KG-5 th Grade	Last Names A-Z	Mercedes.Wisnar1@hcps.net
Middle School Counselors	Grade Levels	Student Last Name	Email Address
Amanda Allen	6 th -8 th Grade	Last Names A-K	Amanda.Allen@hcps.net
Kristin Campbell	6 th -8 th Grade	Last Names L-Z	Kristin.Campbell@hcps.net
High School Counselors	Grade Levels	Student Last Name	Email Address
Jacqueline Drain	9 th -12 th Grade	Last Names A-F	Jacqueline.Drain@hcps.net
Christy Carmichael	9 th -12 th Grade	Last Names G-O	Christy.Carmichael@hcps.net
April Langston	9 th -12 th Grade	Last Names P-Z	April.Langston@hcps.net

- ❖ Answer Survey
- ❖ Student and Parent/Guardian Agreement – Check Appropriate boxes and click SUBMIT
- ❖ Complete Media Release
- ❖ Choose SEGMENT - ALL SEGMENTS (full course) or Segment 1 (Semester 1) or Segment 2 (semester 2), start date MM/DD/YYYY, and Hillsborough Virtual K-12

[+ Add More Courses](#)

Course Name	Credit(s)	Semester	Preferred Placement Date	School	Remove
English 1		Choose ...	MM/DD/YYYY	<input type="radio"/> Florida Virtual School Flex <input checked="" type="radio"/> Hillsborough Virtual K-12	

Students are typically placed in their courses and assigned to a teacher within 10 days of their Preferred Placement Date.

[Continue](#)

- ❖ Click Continue
- ❖ Confirm Your Choice School

Confirm Your School
Choice

You have selected to take your course(s) with
Hillsborough Virtual K-12

I confirm my selection is correct

[Continue](#)
[Change Selection](#)

- ❖ Click Continue
- ❖ Review selections and Submit Enrollment
- ❖ Courses must be verified by your school counselor before classes can be assigned to a teacher.

HILLSBOROUGH VIRTUAL K-12

HVK12 Full-Time Account Directions – CURRENT – GRADES K-5

<https://franchisek5.flvs.net/?id=4>

District Virtual Elementary

Returning Students require the parent to login to complete the registration
If you do not recall your user name or password click [here](#)

Login

Please enter your Virtual School Administrator (VSA) user name and password to login.
If you have forgotten your username and/or password, please use the link below.

[Forgot Username?](#) / [Forgot Password?](#)

User Name (required)

Password (required)

*Case Sensitive

Remember My Username

Enter PARENT ACCOUNT
username & password

Hillsborough Virtual School

Select the type of school your student attends.
Public School

Select the county your student resides in.
Hillsborough

Select the school your student attends
select..

Select your student's grade
select..

Are you enrolling due to coronavirus (COVID-19) concerns?
No

Enter the Preferred Start Date
08-10-2020

Below is a list of the individual courses available for your student to take. We offer interactive curriculum, including: Language Arts, Social Studies, Math, and Science, and special subjects like Technology, Spanish, Art, and P.E.

Below is a list of the individual courses available for your student to take. We offer interactive curriculum, including: Language Arts, Social Studies, Math, and Science, and special subjects like Technology, Spanish, Art, and P.E.

Wondering what a segment is?



All of our Elementary courses are broken into two parts - a first half (segment 1) and a second half (segment 2). You may be used to the word semester (for example, fall semester or spring semester). *Segment* is just that! Both segments make up the whole course.

Optional Special Courses

Course	Select Course	Select Segment
Elementary Spanish - Introductory Level	<input checked="" type="checkbox"/>	Both Segments(Full Course)
Elementary Spanish - Level 1	<input type="checkbox"/>	Choose a segment

Submit Enrollment

You're almost there! Below is a summary of the courses and segments selected for your student. By clicking "Submit Registration", the enrollments will be created. If your student is a homeschool student, you will need to provide one last step for the enrollments per Florida Statute. An email will be received outlining that process. If your student is a public or private school student, their school will need to verify enrollments prior to starting the course.

Course	Segment	Start Date
Language Arts-Grade 1	Segment 2	

HILLSBOROUGH VIRTUAL K-12

HVK12 Full-Time Account Directions – NEW – GRADES K-5

<https://franchisek5.flvs.net/?id=4>

District Virtual Elementary

Returning Students New Student

Returning Students require the parent to login to complete the registration
If you do not recall your user name or password click [here](#)

Please confirm

Have you previously enrolled a student (K-12) in an Elementary course before?

Yes No

Full-Time Students Only

Core Subjects: Select ALL 4 core subjects for the grade level for your child.

- ❖ Math
- ❖ Science
- ❖ Social Studies
- ❖ Language Arts

Electives: Select at least 2 electives for the grade level for your child

- ❖ Physical Education
- ❖ Art
- ❖ Intro to Technology
- ❖ Spanish *

*Students who choose Spanish must start at *Intro to Spanish* and progress through the levels

Hillsborough Virtual School

Select the type of school your student attends.

Public School

Select the county your student resides in.

Hillsborough

Select the school your student attends

select..

Select your student's grade

select..

Are you enrolling due to coronavirus (COVID-19) concerns?

No

Enter the Preferred Start Date

08-10-2020

Optional Special Courses

Course	Select Course	Select Segment
Elementary Spanish - Introductory Level	<input checked="" type="checkbox"/>	Both Segments(Full Course)
Elementary Spanish - Level 1	<input type="checkbox"/>	Choose a segment

Add Course(s)

Complete final account set-up process.

HILLSBOROUGH VIRTUAL K-12

HVK12+ Part-Time Account Directions – Grades 6-12

1. Visit <http://Bitly.com/HVK12enroll>
2. **Enrollment pop-up window:**
 - Select "Grades K-12"
3. **How to enroll page:**
 - Select "Enroll in 6-12"
4. **Customize your catalog:**
 - Choose Hillsborough County
 - Select your student type (Public or Home School)
 - Click "Continue"
5. **Browse courses:**
 - Select the "High School" or "Middle School" tab to view course offerings
 - Click on desired course to view more details, such as Description, Topics and Concepts, Prerequisites, and more
 - Select "Add to Backpack" to enroll or "Return to Course List" to go back
6. **Review your backpack:**
 - To enroll in additional courses, click "Add Courses" and follow the same process
 - Click "Continue"
You will be able to select your semesters and preferred placement date in a later screen
7. **Log in or create an account**

new students:

 - Click "Create an Account"
 - Create your username and password
 - Input an email address you regularly check
 - Click "Continue"
 - Write down your Username and Password

Returning students:

 - If you have an existing login, input your username and password
 - Click "Log In"

Returning students, please skip to step #11
8. **Complete your student information:**
 - Complete all the fields onscreen, including Personal, Demographic, Phone, and Address
 - Click "Continue"
9. **Complete your parent/guardian information:**
 - Complete all the fields on the screen, including Personal, Phone, and Address
 - Click "Continue"
10. **Confirm account information:**
 - Review Student and Parent Information
 - Click the pencil icon to make changes
 - Select "Continue"
11. **Follow the prompts by selecting:**
 - How you heard and your reason for taking these classes
 - Click "Continue"
12. **Review the student and parent/guardian commitments:**
 - Check the appropriate boxes
 - Click "Continue"
13. **Sign media release (parent/guardian):**
 - Review the media release statements
 - Select opt in preference
 - Type your name
 - Click "Continue"
14. **Register for courses:**
 - Review courses and credit hours
 - Select your desired semesters-1, 2 or all semesters
 - Select your Preferred Placement Date
This is when the process begins to place you with your teacher, not necessarily the date you will start your course
 - Select Hillsborough Virtual K-12
 - Select "Continue"
 - You may be asked to alter your course selection based on your student type:
 - » Public school students: 3 course limit
 - » Private school students: 6 course limit
 - » Homeschool students: 6 course limit
15. **Confirm prerequisites and school choice**
 - Click "Confirm" or "Cancel" to confirm prerequisites
 - Check appropriate box and click "Continue" or "Change Selection" to confirm school choices
16. **Submit enrollment:**
 - Review your course enrollments
 - Click "Submit Enrollment"
To print a copy of your enrollments, click the printer icon
17. **Complete your registration:**

Course Approval:

 - » Homeschool: parent approval.
 - » Public, Private, or Charter School: school approval

Thank you for enrolling in Hillsborough Virtual K-12.

HILLSBOROUGH VIRTUAL K-12

HVK12+ Part-Time Account Directions – Grades K-5

- To Begin Selecting Elementary Courses Visit**
<https://franchisek5.flvs.net/?id=4>
- Registration portal:**
 - If you have an existing parent account, click "Returning Students"
 - If not, click "New Student"
- Provide student details and select courses:**
 - Select your child's school type
 - Select your child's county
 - Select your child's school name
 - Select your child's grade level
 - Select a preferred start date
 - Select your child's course(s)
 - Full-time: 4 Core, 2 Electives
 - Part-time: Max 3 Courses
 - Click "Add Course(s)"
- Review parent commitment statements:**
 - Check the "I Agree" box
 - Click "Save & Continue"
- Follow the prompts by selecting:**
 - How you heard about HVK12 and reasons for taking these classes
 - Click "Save & Continue"
- Verify course selections:**
 - Review course selections
 - To sign up for more, click "Add Additional Course(s)" and follow the same process
 - Click "Continue Registration"
- Provide parent/guardian and student details:**
 - Complete all the fields under Parent/Guardian Details and Student Details
 - Select the appropriate boxes under Race and Ethnicity (Required by the Florida Department of Education)
 - Click "Save & Continue"
- Confirm entered data:**
 - Review parent/guardian and student information
 - Click "Confirm & Continue"
- Submit your registration:**
 - Review course selections
 - Click "Submit Registration"
- Add another student (if applicable):**
 - If you need to register another student, click "Sign Up Another Student" and follow the same process
- Complete your registration:**
 - To finalize registration, your child's courses must be approved:
 - » Homeschool: parent approval
 - » Public, Private, or Charter School: school guidance counselor approval

Your child will log back into their account at <http://vsa.flvs.net> to enter their courses.

Thank you for enrolling with HVK12 Elementary.

HILLSBOROUGH VIRTUAL K-12

Home Education Account Directions – Grades 6-12

New HVK12 or FLVS Account for Home Education Program

Have never taken an HVK12 or FLVS course before

- ❖ Go to: www.flvs.net
- ❖ Click: ENROLL
- ❖ Choose County Virtual School (Grades 6-12)
- ❖ Click: ENROLL
- ❖ Customize your catalog – Choose **Hillsborough County** and **Home Education Program Student**
- ❖ Select Educational Level to narrow choices
- ❖ Select your first course
- ❖ Click Add to Backpack
- ❖ To add additional courses click Add Courses, otherwise click Continue to complete the enrollment process.
- ❖ Complete account setup process
 - Physical School – **Home Education Program Student**
- ❖ Enter all personal information - make sure EVERYTHING is spelled correctly.
- ❖ Only use Legal Given Name – no nicknames
- ❖ Username and Password are case sensitive and require a combination of letters and numbers (write down and keep safe)
- ❖ Answer Survey
- ❖ Student and Parent/Guardian Agreement – Check Appropriate boxes and click SUBMIT
- ❖ Complete Media Release
- ❖ Choose SEGMENT - ALL SEGMENTS (full course) or Segment 1 (Semester 1) or Segment 2 (semester 2), start date MM/DD/YYYY, and Hillsborough Virtual K-12
- ❖ Click Continue
- ❖ Confirm Your Choice School
- ❖ Click Continue
- ❖ Review selections and Submit Enrollment
- ❖ PARENT MUST APPROVE COURSE REQUESTS AS THE PARENT **AND** THE COUNSELOR!!

Existing HVK12 or FLVS Account for Home Education Program

Have taken an HVK12 or FLVS course in the past

- ❖ Go to www.flvs.net
- ❖ Choose LOGIN – County Virtual Schools
- ❖ Enter Username and Password on VSA LOGIN
- ❖ Choose – Request New Middle/High School Courses from drop down menu in upper left corner
- ❖ Verify and update personal information (address, phone numbers, email).
- ❖ Customize your catalog – Choose **Hillsborough County** and **Home Education Program Student**
- ❖ Select Educational Level to Narrow Choices
- ❖ Choose your first course
- ❖ Click Add to Backpack

HILLSBOROUGH VIRTUAL K-12

- ❖ To add additional courses click Add Courses, otherwise click Continue to complete the enrollment process.
- ❖ Answer Survey
- ❖ Student and Parent/Guardian Agreement – Check Appropriate boxes and click SUBMIT
- ❖ Complete Media Release
- ❖ Choose SEGMENT - ALL SEGMENTS (full course) or Segment 1 (Semester 1) or Segment 2 (semester 2), start date MM/DD/YYYY, and Hillsborough Virtual K-12
- ❖ Click Continue
- ❖ Confirm Your Choice School
- ❖ Click Continue
- ❖ Review selections and Submit Enrollment
- ❖ Update academic profile to reflect the Physical School as “Home Education Program Students”
- ❖ PARENT MUST APPROVE COURSE REQUESTS AS THE PARENT **AND** THE COUNSELOR!!

HILLSBOROUGH VIRTUAL K-12

Home Education Account Directions – Grades K-5

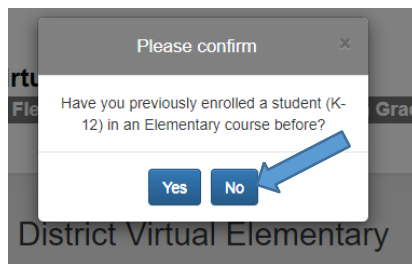
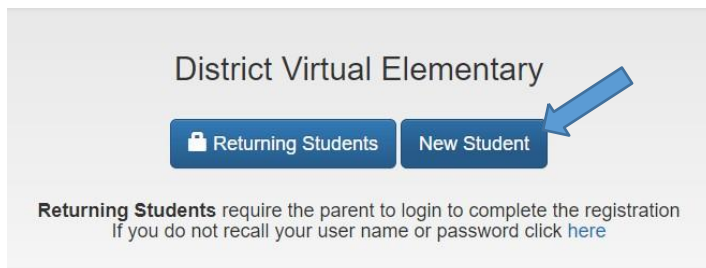
If you already have a virtual school account, log in and:

- use the 3-bar menu to find "student records", then "academic profile" and update the name of the physical school to show "Home Education Program Students"
- select courses
- verify courses through your parent account (directions below if you need to create a parent account)

If you need to create a virtual school

account, click the link, and follow the directions below.

<https://franchisek5.flvs.net/?id=4>



The type of school your student will be attending when taking this course(s) (required)

The county your student resides in (required)

The school your student will attend when taking this course(s) (required)

* Please contact us at 1-800-374-1430 if your school is not listed.

Your student's grade (required)

Preferred Start Date (required)

Complete final account set-up process.

Typical Elementary Schedule

Core Subjects: Select **ALL 4** core subjects for the grade level for your child.

- ❖ Math
- ❖ Science
- ❖ Social Studies
- ❖ Language Arts

Electives: Electives are not required for home education students; however, you can select 2 electives for the grade level for your child.

- ❖ Physical Education
- ❖ Art
- ❖ Intro to Technology
- ❖ Spanish *

*Students must start at *Intro to Spanish* and progress through the levels

Parent/Guardian Account

- ❖ A parent account is required for home education families in order to approve student requested courses.
- ❖ Click the link below for instructions on creating a parent account
- ❖ [Create Parent Account](#)

HILLSBOROUGH VIRTUAL K-12

Parent/Guardian Account Directions

- ❖ Go to: www.flvs.net
- ❖ Click Login - Choose Create Parent/Guardian Account
 - New Parent Account - Choose [Click here to begin creating your Parent/Guardian Account](#)
 - If you have another student already taking courses with FLVS/HVK12 you can add your student to an existing account – Click [Login to your account here](#) and under student records, click [Add Another Student](#).
- ❖ Choose YES if you have a Parent Account – Choose NO for a NEW Parent Account
- ❖ Enter student login information
- ❖ Enter Personal information as directed.