



## Virtual School Account Directions

Click the option below to go directly to the needed directions.

Updated – 1/26/2022

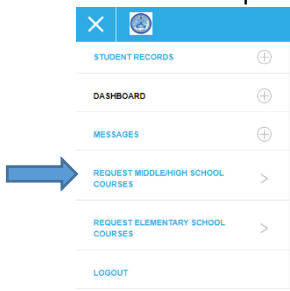
### Table of Contents

HVK12 FULL-TIME ACCOUNT DIRECTIONS - CURRENT – GRADES 6-12	2
HVK12 FULL-TIME ACCOUNT DIRECTIONS – NEW – GRADES 6-12	4
HVK12 ELEMENTARY ACCOUNT DIRECTIONS – CURRENT – GRADES K-5	6
HVK12 ELEMENTARY ACCOUNT DIRECTIONS – NEW – GRADES K-5	7
HVK12+ PART TIME ACCOUNT DIRECTIONS	8
HOME EDUCATION ACCOUNT DIRECTIONS	9
PARENT/GUARDIAN ACCOUNT DIRECTIONS	10

# HILLSBOROUGH VIRTUAL K-12

## HVK12 Full-Time Account Directions - CURRENT – GRADES 6-12

- ❖ Go to: [www.flvs.net](http://www.flvs.net)
- ❖ Login with current username and password
- ❖ Select Request Middle/High School courses



- ❖ Verify and update personal information (address, phone numbers, email).
- ❖ **UPDATE YOUR PHYSICAL SCHOOL (Hillsborough Virtual K-12)**
- ❖ **SELECT YOUR SCHOOL COUNSELOR UNDER YOUR ACADEMIC PROFILE**

Hillsborough Virtual K-12 School Counselors			
Elementary School Counselors	Grade Levels	Student Last Name	Email Address
Timothy Godshall	KG-5 <sup>th</sup> Grade	Last Names A-K	<a href="mailto:Timothy.Godshall@hcps.net">Timothy.Godshall@hcps.net</a>
Middle School Counselors	Grade Levels	Student Last Name	Email Address
Amanda Allen	6 <sup>th</sup> -8 <sup>th</sup> Grade	Last Names A-K	<a href="mailto:Amanda.Allen@hcps.net">Amanda.Allen@hcps.net</a>
Kristin Campbell	6 <sup>th</sup> -8 <sup>th</sup> Grade	Last Names L-Z	<a href="mailto:Kristin.Campbell@hcps.net">Kristin.Campbell@hcps.net</a>
High School Counselors	Grade Levels	Student Last Name	Email Address
Jacqueline Drain	9 <sup>th</sup> -12 <sup>th</sup> Grade	Last Names A-F	<a href="mailto:Jacqueline.Drain@hcps.net">Jacqueline.Drain@hcps.net</a>
Christy Carmichael	9 <sup>th</sup> -12 <sup>th</sup> Grade	Last Names G-O	<a href="mailto:Christy.Carmichael@hcps.net">Christy.Carmichael@hcps.net</a>
April Langston	9 <sup>th</sup> -12 <sup>th</sup> Grade	Last Names P-Z	<a href="mailto:April.Langston@hcps.net">April.Langston@hcps.net</a>

- ❖ Customize your catalog – Choose Hillsborough County and Public-School Student

Let's customize our catalog for you!

County

Student type

Continue

- ❖ Select Educational Level to narrow choices
- ❖ Choose your first course

# HILLSBOROUGH VIRTUAL K-12

- ❖ Click Add to Backpack
- ❖ To add additional courses click Add Courses, otherwise click Continue to complete the enrollment process.
- ❖ Answer Survey
- ❖ Student and Parent/Guardian Agreement – Check Appropriate boxes and click SUBMIT
- ❖ Complete Media Release
- ❖ Choose SEGMENT - ALL SEGMENTS (full course) or Segment 1 (Semester 1) or Segment 2 (semester 2), start date MM/DD/YYYY, and Hillsborough Virtual K-12

+ Add More Courses

Course Name	Credit(s)	Semester	Preferred Placement Date	School	Remove
English 1		Choose ...	MM/DD/YYYY	<input type="radio"/> Florida Virtual School Flex <input checked="" type="radio"/> Hillsborough Virtual K-12	

Students are typically placed in their courses and assigned to a teacher within 10 days of their Preferred Placement Date.

Continue

- ❖ Click Continue
- ❖ Confirm Your Choice School

## Confirm Your School Choice

You have selected to take your course(s) with

Hillsborough Virtual K-12

I confirm my selection is correct

Continue

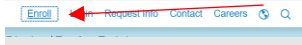
Change Selection

- ❖ Click Continue
- ❖ Review selections and Submit Enrollment
- ❖ Courses must be verified by your school counselor before classes can be assigned to a teacher.

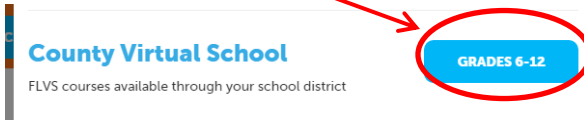
# HILLSBOROUGH VIRTUAL K-12

## HVK12 Full-Time Account Directions – NEW – GRADES 6-12

❖ Go to: [www.flvs.net](http://www.flvs.net)

❖  - Located in the upper right-hand corner in the tool bar.

❖ Choose County Virtual School



❖ Click Enroll

❖ Customize your catalog – Choose Hillsborough County and Public-School Student

Let's customize our catalog for you!

County

Student type

[Continue](#)

❖ Select Educational Level to narrow choices

❖ Select your first course

❖ Click Add to Backpack

❖ To add additional courses click Add Courses, otherwise click Continue to complete the enrollment process.

New Student? [Create an Account](#)

❖ Complete account setup process

❖ Enter all personal information - make sure EVERYTHING is spelled correctly.

➢ Only use Legal Given Name – no nicknames

➢ Username and Password are case sensitive and require a combination of letters and numbers (write down and keep safe)

❖ **PHYSICAL SCHOOL - Hillsborough Virtual K-12**

❖ **SCHOOL COUNSELOR**

Hillsborough Virtual K-12 School Counselors			
Elementary School Counselors	Grade Levels	Student Last Name	Email Address
Timothy Godshall	KG-5 <sup>th</sup> Grade	Last Names A-K	<a href="mailto:Timothy.Godshall@hcps.net">Timothy.Godshall@hcps.net</a>
Middle School Counselors	Grade Levels	Student Last Name	Email Address
Amanda Allen	6 <sup>th</sup> -8 <sup>th</sup> Grade	Last Names A-K	<a href="mailto:Amanda.Allen@hcps.net">Amanda.Allen@hcps.net</a>
Kristin Campbell	6 <sup>th</sup> -8 <sup>th</sup> Grade	Last Names L-Z	<a href="mailto:Kristin.Campbell@hcps.net">Kristin.Campbell@hcps.net</a>
High School Counselors	Grade Levels	Student Last Name	Email Address
Jacqueline Drain	9 <sup>th</sup> -12 <sup>th</sup> Grade	Last Names A-F	<a href="mailto:Jacqueline.Drain@hcps.net">Jacqueline.Drain@hcps.net</a>
Christy Carmichael	9 <sup>th</sup> -12 <sup>th</sup> Grade	Last Names G-O	<a href="mailto:Christy.Carmichael@hcps.net">Christy.Carmichael@hcps.net</a>
April Langston	9 <sup>th</sup> -12 <sup>th</sup> Grade	Last Names P-Z	<a href="mailto:April.Langston@hcps.net">April.Langston@hcps.net</a>

# HILLSBOROUGH VIRTUAL K-12

- ❖ Answer Survey
- ❖ Student and Parent/Guardian Agreement – Check Appropriate boxes and click SUBMIT
- ❖ Complete Media Release
- ❖ Choose SEGMENT - ALL SEGMENTS (full course) or Segment 1 (Semester 1) or Segment 2 (semester 2), start date MM/DD/YYYY, and Hillsborough Virtual K-12

+ Add More Courses

Course Name	Credit(s)	Semester	Preferred Placement Date	School	Remove
English 1		Choose ...	MM/DD/YYYY	<input type="radio"/> Florida Virtual School Flex <input checked="" type="radio"/> Hillsborough Virtual K-12	

Students are typically placed in their courses and assigned to a teacher within 10 days of their Preferred Placement Date.

Continue

- ❖ Click Continue
- ❖ Confirm Your Choice School

## Confirm Your School Choice

You have selected to take your course(s) with  
Hillsborough Virtual K-12

I confirm my selection is correct

Continue

Change Selection

- ❖ Click Continue
- ❖ Review selections and Submit Enrollment
- ❖ Courses must be verified by your school counselor before classes can be assigned to a teacher.

# HILLSBOROUGH VIRTUAL K-12

## HVK12 Elementary Account Directions – CURRENT – GRADES K-5

<https://franchisek5.flvs.net/?id=4>

**District Virtual Elementary**

**Returning Students** require the parent to login to complete the registration  
If you do not recall your user name or password click here

**Login**

Please enter your Virtual School Administrator (VSA) user name and password to login.  
If you have forgotten your username and/or password, please use the link below.

[Forgot Username?](#) / [Forgot Password?](#)

User Name (required)

Password (required)  
  
\*Case Sensitive

Remember My Username

Enter PARENT ACCOUNT  
username & password

**Hillsborough Virtual School**

Select the type of school your student attends.

Select the county your student resides in.

Select the school your student attends

Select your student's grade

Are you enrolling due to coronavirus (COVID-19) concerns?

Enter the Preferred Start Date

Below is a list of the individual courses available for your student to take. We offer interactive curriculum, including: Language Arts, Social Studies, Math, and Science, and special subjects like Technology, Spanish, Art, and P.E.

Below is a list of the individual courses available for your student to take. We offer interactive curriculum, including: Language Arts, Social Studies, Math, and Science, and special subjects like Technology, Spanish, Art, and P.E.

**Wondering what a segment is?**

All of our Elementary courses are broken into two parts - a first half (segment 1) and a second half (segment 2). You may be used to the word semester (for example, fall semester or spring semester). *Segment* is just that! Both segments make up the whole course.

**Optional Special Courses**

Course	Select Course	Select Segment
Elementary Spanish - Introductory Level	<input checked="" type="checkbox"/>	Both Segments(Full Course)
Elementary Spanish - Level 1	<input type="checkbox"/>	Choose a segment

**Submit Enrollment**

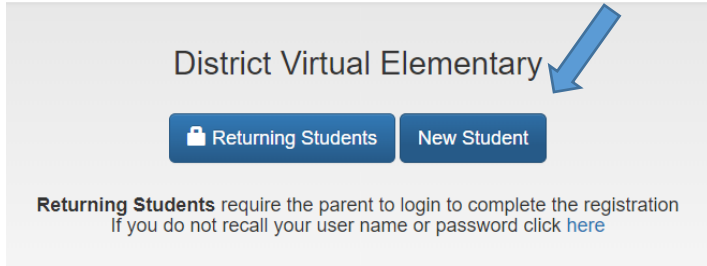
You're almost there! Below is a summary of the courses and segments selected for your student. By clicking "Submit Registration", the enrollments will be created. If your student is a homeschool student, you will need to provide one last verification step for the enrollments per Florida Statute. An email will be received outlining that process. If your student is a public or private school student, their school will need to verify enrollments prior to starting the course.


Course	Segment	Preferred Start Date
Language Arts-Grade 1	Segment 2	08-22-01-27

# HILLSBOROUGH VIRTUAL K-12

## HVK12 Elementary Account Directions – NEW – GRADES K-5

<https://franchisek5.flvs.net/?id=4>

District Virtual Elementary 


 Returning Students
New Student

**Returning Students** require the parent to login to complete the registration  
If you do not recall your user name or password click [here](#)

Please confirm

Have you previously enrolled a student (K-12) in an Elementary course before?

Yes
No



### Hillsborough Virtual School

Select the type of school your student attends.

Public School

Select the county your student resides in.

Hillsborough

Select the school your student attends

select..

Select your student's grade

select..

Are you enrolling due to coronavirus (COVID-19) concerns?

No

Enter the Preferred Start Date

08-10-2020

Below is a list of the individual courses you can take. We offer interactive courses in Social Studies, Math, and Science, Spanish, Art, and P.E.

Wonder

### Full-Time Students Only

**Core Subjects:** Select **ALL 4** core subjects for the grade level for your child.

- ❖ Math
- ❖ Science
- ❖ Social Studies
- ❖ Language Arts



**Electives:** Select at least 2 electives for the grade level for your child

- ❖ Physical Education
- ❖ Art
- ❖ Intro to Technology
- ❖ Spanish \*

\*Students must start at *Intro to Spanish* and progress through the levels

### Optional Special Courses

Course	Select Course	Select Segment
Elementary Spanish - Introductory Level	<input checked="" type="checkbox"/>	Both Segments(Full Course)
Elementary Spanish - Level 1	<input type="checkbox"/>	Choose a segment

Add Course(s)

Complete final account set-up process.

# HILLSBOROUGH VIRTUAL K-12

## HVK12+ Part Time Account Directions

- <http://Bitly.com/HVK12enroll>
- Enrollment pop-up window:**
  - Select "Grades K-12"
- How to enroll page:**
  - Select "Enroll in 6-12"
- Customize your catalog:**
  - Choose Hillsborough County
  - Select your student type (Public or Home School)
  - Click "Continue"
- Browse courses:**
  - Select the "High School" or "Middle School" tab to view course offerings
  - Click on desired course to view more details, such as Description, Topics and Concepts, Prerequisites, and more
  - Select "Add to Backpack" to enroll or "Return to Course List" to go back
- Review your backpack:**
  - To enroll in additional courses, click "Add Courses" and follow the same process
  - Click "Continue"
  - You will be able to select your semesters and preferred placement date in a later screen
- Log in or create an account**

**new students:**

  - Click "Create an Account"
  - Create your username and password
  - Input an email address you regularly check
  - Click "Continue"
  - Write down your Username and Password

**Returning students:**

  - If you have an existing login, input your username and password
  - Click "Log In"

**Returning students, please skip to step #11**
- Complete your student information:**
  - Complete all the fields onscreen, including Personal, Demographic, Phone, and Address
  - Click "Continue"
- Complete your parent/guardian information:**
  - Complete all the fields on the screen, including Personal, Phone, and Address
  - Click "Continue"
- Confirm account information:**
  - Review Student and Parent Information
  - Click the pencil icon to make changes
  - Select "Continue"
- Follow the prompts by selecting:**
  - How you heard and your reason for taking these classes
  - Click "Continue"
- Review the student and parent/guardian commitments:**
  - Check the appropriate boxes
  - Click "Continue"
- Sign media release (parent/guardian):**
  - Review the media release statements
  - Select opt in preference
  - Type your name
  - Click "Continue"
- Register for courses:**
  - Review courses and credit hours
  - Select your desired semesters-1, 2 or all semesters
  - Select your Preferred Placement Date  
*This is when the process begins to place you with your teacher, not necessarily the date you will start your course*
  - Select Hillsborough Virtual K-12
  - Select "Continue"
  - You may be asked to alter your course selection based on your student type:
    - Public school students: 3 course limit
    - Private school students: 6 course limit
    - Homeschool students: 6 course limit
- Confirm prerequisites and school choice**
  - Click "Confirm" or "Cancel" to confirm prerequisites
  - Check appropriate box and click "Continue" or "Change Selection" to confirm school choices
- Submit enrollment:**
  - Review your course enrollments
  - Click "Submit Enrollment"
  - To print a copy of your enrollments, click the printer icon
- Complete your registration:**

**Course Approval:**

  - Homeschool: parent approval.
  - Public, Private, or Charter School: school approval

Thank you for enrolling in Hillsborough Virtual K-12.



# HILLSBOROUGH VIRTUAL K-12

## Home Education Account Directions

### New HVK12 or FLVS Account for Home Education Program

Have never taken an HVK12 or FLVS course before

- ❖ Go to: [www.flvs.net](http://www.flvs.net)
- ❖ Click: ENROLL
- ❖ Choose County Virtual School (Grades 6-12)
- ❖ Click: ENROLL
- ❖ Customize your catalog – Choose **Hillsborough County** and **Home Education Program Student**
- ❖ Select Educational Level to narrow choices
- ❖ Select your first course
- ❖ Click Add to Backpack
- ❖ To add additional courses click Add Courses, otherwise click Continue to complete the enrollment process.
- ❖ Complete account setup process
  - Physical School – **Home Education Program Student**
- ❖ Enter all personal information - make sure EVERYTHING is spelled correctly.
- ❖ Only use Legal Given Name – no nicknames
- ❖ Username and Password are case sensitive and require a combination of letters and numbers (write down and keep safe)
- ❖ Answer Survey
- ❖ Student and Parent/Guardian Agreement – Check Appropriate boxes and click SUBMIT
- ❖ Complete Media Release
- ❖ Choose SEGMENT - ALL SEGMENTS (full course) or Segment 1 (Semester 1) or Segment 2 (semester 2), start date MM/DD/YYYY, and Hillsborough Virtual K-12
- ❖ Click Continue
- ❖ Confirm Your Choice School
- ❖ Click Continue
- ❖ Review selections and Submit Enrollment
- ❖ PARENT MUST APPROVE COURSE REQUESTS AS THE PARENT **AND** THE COUNSELOR!!

### Existing HVK12 or FLVS Account for Home Education Program

Have taken an HVK12 or FLVS course in the past

- ❖ Go to [www.flvs.net](http://www.flvs.net)
- ❖ Choose LOGIN – County Virtual Schools
- ❖ Enter Username and Password on VSA LOGIN
- ❖ Choose – Request New Middle/High School Courses from drop down menu in upper left corner
- ❖ Verify and update personal information (address, phone numbers, email).
- ❖ Customize your catalog – Choose **Hillsborough County** and **Home Education Program Student**
- ❖ Select Educational Level to Narrow Choices
- ❖ Choose your first course
- ❖ Click Add to Backpack
- ❖ To add additional courses click Add Courses, otherwise click Continue to complete the enrollment process.
- ❖ Answer Survey
- ❖ Student and Parent/Guardian Agreement – Check Appropriate boxes and click SUBMIT
- ❖ Complete Media Release
- ❖ Choose SEGMENT - ALL SEGMENTS (full course) or Segment 1 (Semester 1) or Segment 2 (semester 2), start date MM/DD/YYYY, and Hillsborough Virtual K-12
- ❖ Click Continue
- ❖ Confirm Your Choice School
- ❖ Click Continue
- ❖ Review selections and Submit Enrollment
- ❖ Update academic profile to reflect the Physical School as “Home Education Program Students”
- ❖ PARENT MUST APPROVE COURSE REQUESTS AS THE PARENT **AND** THE COUNSELOR!!

# HILLSBOROUGH VIRTUAL K-12

## Parent/Guardian Account Directions

- ❖ Go to: [www.flvs.net](http://www.flvs.net)
- ❖ Click Login - Choose Create Parent/Guardian Account
  - New Parent Account - Choose [Click here to begin creating your Parent/Guardian Account](#)
  - If you have another student already taking courses with FLVS/HVK12 you can add your student to an existing account – Click [Login to your account here](#) and under student records, click [Add Another Student](#).
- ❖ Choose YES if you have a Parent Account – Choose NO for a NEW Parent Account
- ❖ Enter student login information
- ❖ Enter Personal information as directed.