



Tampa Palms Elementary

Home of the Eagles

Principal
Maryann Lippek

Back to School Note

Dear Parents and Guardians,

Welcome to Tampa Palms Elementary School. Our theme this year is *Better Together!* We are excited to welcome back all of our learners to campus. Tampa Palms is proud of the educational opportunities we provide to our students. Therefore, the school staff and I look forward to working with you to ensure that we provide an educational atmosphere where all students are able to achieve success.

The past year was challenging, but it also helped us to reflect and prioritize. The school will continue to work closely with district leaders to plan for a successful opening of school. School staff are committed to ensuring that the safety of our students & staff is the priority. **Masks are optional this year for students and staff.** Sanitizing procedures are embedded into the daily routine. As information is released, we will continue to share out the specific details.

We look forward to welcoming our students to the first day of school on **Tuesday, August 10, 2021**. Student arrival begins at 7:10am. Just a reminder, that students must wait in cars until the 7:10am signal is given. The instructional day begins promptly at 7:40am. More details related to arrival and dismissal will be posted on our website.

School hours are 7:40am-1:55pm. Students are able to arrive to school starting at 7:10am when supervision is available. Details about early release days will be posted on our website.

Breakfast and lunch are served daily. Breakfast & lunch are free again this year for all students. The district is asking parents to still fill out the meal application in order to obtain additional benefits and for accurate district records.

School bus information is released by the district about one week prior to the start of school. Continue to look on the school and district website for specific information.

Tampa Palms is a uniform school. Uniforms consist of khaki, navy, or denim bottoms and a navy blue, gray or white collared or t-shirt style shirt. Uniforms are optional on Fridays. Students may wear any outfit that meets the district dress code or spirit t-shirts on Fridays (School Spirit Day). A *Clothes Closet* with donated uniform items is available for students needing assistance.

All enrolled students will receive a welcome back post card containing all of the pertinent information needed for back to school including how to obtain the teacher assignment. This post card will be mailed out by the first week of August. The post cards will be addressed as follows: To the family of (student name). It is important that your correct address be on file with the main office. If your envelope does not arrive by August 3rd or 4th, you are welcome to contact the school to make an appointment with office staff to receive your child's teacher assignment (please bring your proof of current residence and your ID).

Tampa Palms is planning on hosting a Meet the Teacher event for families prior to the start of school. Details related to this event will be posted on our school website once finalized.

We are looking forward to partnering with you for an amazing school year!

Sincerely,
Maryann Lippek
Principal

Class Placement

The mailing label on the front of the postcard indicates the homeroom code. To find the teacher, read the homeroom code and find it in the list below. Reading across the line you will find the teacher name and the classroom number.

The first number is the teacher number. The second number is the classroom number. For example, KG01 is Mrs. Campbell and her classroom number is 02.

To the Parent or Guardian of: KG01-0002
Steve Student
1234 Main St.
Tampa, FL 33647

Homeroom Code

KG01-0002
KG02-0102
KG03-0103
KG04-0092
KG05-0003
KG06-0094
KG07-0004

0101-0095
0102-0081
0103-0093
0104-0083
0105-0084
0106-0091
0107-0082

0201-0085
0202-0075
0203-0072
0204-0073
0205-0045
0206-0074
0207-0076

0301-0015
0302-0059
0303-0058
0304-0014
0305-0012
0306-0011
0307-0060

0401-0165
0402-0163
0403-0161
0404-0164
0405-0166
0406-0162

0501-0152
0502-0155
0503-0153
0504-0151
0505-0156
0506-0154

PVP 1-104
PEP 1- 0101
ESE 1-0140
ESE 2-0142
ESE 3-0138
ESE 4-0139

Teacher Name

Campbell
DiNicolantonio
Dozark
Huetz
Komondy
M. Kelly
Swails

Barrett
Breakiron
Horton
Lynch
Gale
Weston
Marshall

Choronenko
Colern
Dixon
Fernandez
Plunkett/Wiseman
Samscock
Thornton

DaSilva
Hawley
Gorecki
S. Kelly
King
Phillips
Wright

Bennett
Feeney
Harrelson
Velez
Small
Sollenberger

Hallberg
Dodds
Evans
McConnaughy
White
Long

Zipperer
Viola
Kelleher
Champagne
Passarelli
Paschal

Classroom Number

Bldg. 1-Pod 1-Room 02
Bldg. 4-Pod 9-Room 102
Bldg. 4-Pod 9-Room 103
Bldg. 4-Pod 8-Room 92
Bldg. 1-Pod 1-Room 03
Bldg. 4-Pod 8-Room 94
Bldg. 1-Pod 1-Room 04

Bldg. 4-Pod 8-Room 95
Bldg. 4-Pod 7-Room 81
Bldg. 4-Pod 8-Room 93
Bldg. 4-Pod 7-Room 83
Bldg. 4-Pod 7-Room 84
Bldg. 4-Pod 8-Room 91
Bldg. 4-Pod 7-Room 82

Bldg. 4-Pod 7-Room 85
Bldg. 4-Pod 6-Room 75
Bldg. 4-Pod 6-Room 72
Bldg. 4-Pod 6-Room 73
Bldg. 3-Pod 4-Room 45
Bldg. 4-Pod 6-Room 74
Bldg. 4-Pod 7-Room 76

Bldg. 1-Pod 2-Room 15
Bldg. 1-Pod 5-Room 59
Bldg. 3-Pod 5-Room 58
Bldg. 1-Pod 2-Room 14
Bldg. 1-Pod 2-Room 12
Bldg. 1-Pod 2-Room 11
Bldg. 3-Pod 5-Room 60

Bldg. 11-Pod 12-Room 165
Bldg. 11-Pod 12-Room 163
Bldg. 11-Pod 12-Room 161
Bldg. 11-Pod 12-Room 164
Bldg. 11-Pod 12-Room 166
Bldg. 11-Pod 12-Room 162

Bldg. 10-Pod 11-Room 152
Bldg. 10-Pod 11-Room 155
Bldg. 10-Pod 11-Room 153
Bldg. 10-Pod 11-Room 151
Bldg. 10-Pod 11-Room 156
Bldg. 10-Pod 11-Room 154

Bldg. 4-Pod 9-Room 104
Bldg. 4-Pod 9-Room 101
Bldg. 6-Pod 10-Room 140
Bldg. 6-Pod 10-Room 142
Bldg. 6-Pod 10-Room 138
Bldg. 6-Pod 10-Room 139

The school district has renamed all of the school buildings to align with the numbering system used by the FLDOE.

When you look at the map of the school you will notice both building numbers and pod numbers.

The FLDOE uses building numbers to identify locations on campus. The school has traditionally used pod numbers to identify each building. This year is a transition year, you will see both building numbers and pod numbers.

STAFF PARKING LOT

BUS RAMP

	Custodial	Kitchen	Cafeteria Bldg. 5	Multi Purpose Room	Restrooms
	Teacher Restroom				Music Bernhardt / Layton

Oasis
Oasis

#104 Zipperer Pre-K	#103 Dozark
#105 Vizzi	
#102 D'Nicola	#101 Viola-Pre-K
onio	

Bldg. 4 Pod 9

Bldg. 4 Pod 8

#94 M. Kelly	#92 Huetz	#91 Weston

Bldg. 4 Pod 8

Bldg. 4 Pod 7

	#85 Choronenko	
#84 Gale		#83 Lynch
#82 Marshall		#81 Breakiron

#76 Thornton	#74 Samscock
#75 Colem	#72 Dixon
#73 Fernandez	

Bldg. 4 Pod 6



#143 Scandra	#142 Champagne	#140 Kelleher
#139 Paschal	#138 Pasarelli	
		ESE Specialist
		Bookroom
		#137 Taylor
		PTA

Bldg. 6 Pod 10

Workroom		Media Center Hanlin
TPE	Action News	
Vision - Martinkovic		

Bldg. 7




Bldg. 3 Pod 5

#57 Art-Hellman	#59 Hawley
#58 Gorecki	

P. E. Paschal/ Mann	#60 Wright

Bldg. 1 Pod 1

	#1 Music	#3 Komondy
	#2 Campbell	
Work Room		#4 Swails

Bldg. 1 Pod 2

#11 Phillips	#13
#12 King	

Bldg. 2 Pod 3

Computer Lab	Guidance Walker/ Mendez	Psych-Snelson
RR & Copy Room	AP	Principal Conf. Room
Clinic		

Bldg. 3 Pod 4

#45 Plunkett/ Wiseman	#47 High Stakes Lab
#46 Israel	


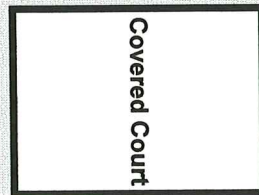
#49 Schwarzmann	#48 Weinstein

Building 10

#155 Dodds	#156 White
#153 Evans	#154 Long
#151 McConaughy	#152 Hallberg

Building 11

#162 Sollenberger	#164 Velez	#166 Small
#161 Harrelson	#163 Feeney	
		#165 Bennett



Tampa Palms Elementary

PARKING LOT

Meet the Teacher Event

Tampa Palms Elementary

2021-2022



This year due to COVID restrictions, the school has a split schedule for Meet the Teacher. This allows for a smaller number of individuals to be on campus at one time. This event is optional. The purpose of this event is designed to allow families an opportunity to tour the campus and to determine the path your child will follow on his/her way to class.

This event is a casual event. Teachers will not be providing a sit-down presentation. There may be a scrolling power point with helpful information and or handouts. It is our hope that this event reduces any anxiety related to the start of a new school year. On the first day of school, a First Day Folder will be sent home with each student. This folder will include all of the important school information & forms. During Meet the Teacher we try to verify how each child will go home from school.

This is not intended to be a conference time. Due to student confidentiality policies, we ask families to not engage the teacher in lengthy conversations about your child. This type of conversation is best held during a private conference.

Date	Time	Grade Levels
Thursday, August 5	1:00-2:30pm	Pre-K, ESE, Kindergarten, Grade 1 and 2
Friday, August 6	1:00-2:30pm	Grade 3, 4, and 5

- ❖ Learn about the teacher
- ❖ Meet new friends
- ❖ Learn how to get to class
- ❖ Share with the teacher how you will go home from school
- ❖ Check on bus routes and after school day care options. Mrs. May, the AP, will be in the cafeteria to assist any family with bus information and day care information. Please stop by the cafeteria if your child will be a bus or day care rider!
- ❖ Drop off school supplies

Please plan to attend on the day of the scheduled time for your child. Teachers not involved in the scheduled session for Meet the Teacher will be involved in collaborative planning sessions and meetings.

Once the school year is under way, grade levels will be recording a virtual Curriculum Night. Curriculum Night will be the opportunity for parents to learn specifics about the curriculum, instructional procedures & routines, important testing information, and other related curriculum items. Our plan includes an opportunity for parents to submit questions or topics of interest. We will use that data to help develop the presentation. As soon as the recorded events are finalized school administration will send out the viewing information.



School Safety Procedures Walking Child to Class

Dear Families,

The safety of the students and staff is our number one priority. School policies must be aligned with the times we live in. We must strive to ensure that every aspect of school safety is reviewed and when needed policies altered to fit the needs of our district. Your child's safety is important. Please keep in mind the following safety procedures.

- Many parents enjoy starting their child's day off by walking him/her to class. This is especially true for the first few days of school. **Tampa Palms modifies the district plan to allow parents to walk their child directly to class without signing-in at the front office for the first week of school only.**
- Starting the second week of school, any parent wishing to enter campus must sign-in with ID and obtain a visitor's pass at the front office. **This includes walking your child to class in the morning and special events.** Parents will be able to sign-in starting at 7:10am. Parents then will return to the office to sign-out prior to leaving campus.
- Starting the third week of school, any parent wishing to enter campus must sign-in with ID and obtain a visitor's pass at the front office. **Parents will be able to walk their child to the pod/building and say goodbye at the building/pod door** in order to allow the child to enter the classroom on his/her own. This helps to build independence. Teachers must be able to supervise the children. Since the teacher's attention is on the students, this is not the time to try to talk to the teacher about any concerns. Please schedule an appointment to discuss any concerns so that your concern can be addressed in a confidential manner.

Throughout the school year, school staff will be on hand to assist students in finding their way to class. Staff members will also work with students to gain confidence and independence in making their way to the classroom.

Parking is extremely limited at school. The front of the school contains the only parking lot for parents. The entry to the front of the school is a single lane. If you are intending to look for a parking space, you must drive in the bypass lane (the lane closest to the parking spots). You must continue to pull forward. Drivers are not able idle in the bypass lane waiting for a space to open up. Over-flow parking is located at Compton park.

If you have any questions please do not hesitate to contact me at 975-7390 ext 0.

Thank you for your support.

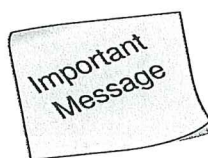
Sincerely,

Maryann Lippek

Maryann Lippek

Arrival & Dismissal Policies

Please read this very
important
information
carefully!



Dear Parents,

Ensuring the safety and welfare of our students when they are en route to and from school is an important priority of our school and of the School District of Hillsborough County. **Please note that students may not be dropped off in the morning prior to 7:10am. School staff are not available prior to 7:10am.**

Please refrain from using your cell phone during arrival and dismissal. We need your full attention on the safety of all of our students.

The entrance to the school must be clear of cars at all times. Please do not block the front entrance. All changes in transportation must be made in writing to ensure the safety of your child.


Arrival Procedures:

Car Riders:

Many families utilize the car drop off system. Please be sure to be a positive role model for your child! The car line forms along Tampa Palms Boulevard. There are many cars each day waiting to drop off their child. Our system is detailed oriented with the goal of helping each family have a positive start to their day. Cars enter the school forming a single line along the curb. **Once the front curb is filled, parents must wait along Tampa Palms Blvd.** so that the entrance to the school is not blocked. Starting at 7:10am (not before) parents can drop off their child. **Parents will pull all the way down the line.** Parents will stay in the car/driver's seat. Your child will get out when the car line stops. Children are expected to open their door and get out of the car along the curb independently. Due to Covid, staff members will not open the car door. Staff will be on hand to assist students to class.

A few car rider etiquette reminders:

- Follow all rules of the road. Look carefully at the U-Turn signage.
- Please do not "cut through" the Wyndam neighborhood. Families who live in the neighborhood are also trying to get to work and often times get stuck behind TPE cars. Notice the signs along the neighborhood streets. Most include signs that state, "NO Stopping Standing Parking". This means you can't park or drop off along the streets. Times are posted. The police regularly monitor this zone and can now ticket if a driver does not abide by the signage.
- Refrain from making a U-turn into the Wyndam neighborhood. Drivers will be ticketed for interfering with the cross walk.
- Please do not confront or cut off other drivers. See school administration with any issues.



Walkers and Bike Riders:

Students will ride their bikes along the sidewalks. Students should walk/ride along the side of the street in which they live. Students must cross the street where the crossing guards are located. Bike riders must wear helmets. Students may arrive on campus starting at 7:10am.

Dismissal Procedures:

Car Riders: (Students going home in a car.)

We have many students who go home from school as a car rider. Each family will be provided a car rider tag. We ask that you print your child's name and grade in big, bold letters. Prominently display this tag each day on the car rear view mirror facing outward. **The line coming into the school is a single line. Do not block the entrance to the school.** Parents will be directed to **pull all the way down the line**, displaying the tag on the car rear view mirror and **staying in the car**. Staff members will call your child to a designated color along the curb. Staff will assist your child in getting in the car if needed, but we are fostering independence. Please make sure your car doors are unlocked and, allow your child to enter your car from the passenger side of the car. Tampa Palms follows the law regarding seat belts.

Parents choosing to walk up to school to meet up with their child will need to wait in the designated parent waiting area by the bike rack. These students are not classified as car riders. They are walkers. For safety reasons, crossing the parking lot will take place at the designated cross walk areas only. Social distance!

Parents Meeting up with Their Child, Walkers/Bike Riders & Country Club:

Students walking, meeting up with a parent or biking home will be dismissed by teachers to the bike rack area to proceed home. Social distancing must be in place. No hanging out.

- Parents meeting their child at the tree: Parents meeting up with their child will need to walk along the sidewalk at Tampa Palms Blvd or Compton Drive. For the safety of our students and staff, parents will not be able to walk through our car dismissal line. It is simply not safe. We strongly discourage parents from parking in the front parking lot and then getting out of the car to walk over to the parent waiting area. Instead, we recommend that the parent stay in the car in the car rider line. The car line will move fast as long as we all work together towards a common goal- the safe dismissal of all of our students. **Students who are meeting their parent by the bike rack should be classified as walkers meeting up with parent.** Additional parent parking is at Compton Park.
- Bike riders: Students riding a bike must wear a helmet. We strongly encourage bike riders to lock their bikes at the bike rack. Bike riders will walk their bike down the school sidewalk. Bike riders are not allowed to walk through the bus dismissal area. We discourage scooters. Students choosing to ride a scooter will need to have a way to lock the scooter at the bike rack. Students must ride along the side of street in which they live and cross streets with the crossing guards.
- Walkers- Unescorted by the parent: Students will be dismissed by the teacher to the bike rack area. Students will then proceed along the sidewalks to their home. Walkers will not be allowed to cut through the bus/staff parking lot. Students needing to cross the street will do so at the cross walk under the guidance of the crossing guards. Students should walk home along the same side of the street in which they live. For example, students walking to Compton Place will cross the street with the Crossing Guard and then walk along the sidewalk to the apartment complex.
- Country Club students: Students attending the after school program at the Country Club will be dismissed by teachers directly to the Country Club staff located at the bike rack area. The Country Club staff will then escort the students to the Country Club. On rainy days, the Country Club students meet up with the Country Club staff in the center of pod 2.

Bus Transportation:

Tampa Palms has a well-established bus ramp routine that puts the safety of our students as our number one priority. The bus ramp routine is led by our Assistant Principal.

It is critical that students riding the bus understand the bus procedures and are familiar with their bus stop. Bus stops are determined by home address. Students must get on the bus and off the bus at their assigned bus stop. District policy states students may not get on or off at any other stop. Bus stop times are estimates. **Please arrive at the bus stop at least 10 minutes prior to the scheduled time.** Students may not ride a bus they are not assigned to and may not get off at a stop they are not assigned to. If a family moves, a child can't ride the bus to their old address.

In addition, all **kindergarten bus riders must have a green bus tag attached to their book bag.** This tag indicates the child's name, address, bus stop and authorized adults who will be picking up the child at the bus stop. Bus drivers have been directed to return any kindergarten student to school if the parent, designated adult or older sibling is not present at the bus stop. It is critically important that the parent be visible to the driver. The green kindergarten bus tags must remain on the book bag for the entire year. Parents are required to update the bus tags with any changes throughout the year.

Tampa Palms staff will place a color wrist band on your child's bookbag. Each bus has a designated color. Our staff use the bands to ensure that students get on the correct bus to go home. Please leave this band on your child's bookbag for the entire school year.

For our part, we will update bus rosters daily to the drivers, check off student names as they board the bus to provide an accurate accounting of riders, and begin dismissal preparation in a timely manner so that buses can depart from school at the scheduled time.

Latchkey:

We are very fortunate to have the Latchkey program at Tampa Palms. Students attending this after school program must be registered with the program. At dismissal, Latchkey students will be walked to Latchkey by a school staff member.

Daycare Programs:

Tampa Palms has many local daycare agencies that provide before school and/or after school care. At dismissal, students attending a day care will be walked to the cafeteria and supervised until the daycare van arrives to pick up the students. Please notify both the school and the daycare if your child will not be attending daycare on a specific day.

We are asking parents to make sure that their child's teacher knows how their child is to go home from school, especially on the first day. **For your child's safety, we do not accept changes in dismissal over the phone.**

If your family has a custody plan in place, it is the responsibility of the parents to keep the teacher and the school informed of the dismissal routine. All dismissal routines must be provided in writing.

Thank you for your continued cooperation and support. Working together, we can ensure a smooth and safe dismissal for all students.

Sincerely,

Maryann Lippek
Principal



**Tampa Palms Elementary
Car Rider Tag**




Student/Car Pool Name:

Grade: _____

Teacher: _____



Hillsborough County Public Schools
Bus Transportation Routes
Tampa Palms Elementary- 4261



ROUTE #: 3115 **RUN NUMBER 4261.A01/BO1** **GREEN BUS (First Run)**

STOP	AM	PM	LOCATION
010	6:49	2:08	14606 N 42 ND ST(@ 42 APARTMENT ENTRANCE (WESTSIDE)
001	6:51	2:10	15501 BRUCE B DOWNS BLVD (Dawson)

ROUTE #3115 **SECOND RUN: RUN NUMBER 4261.A04** **GREEN BUS (Morning only)**

004	7:18	-----	15350 AMBERLY DR(NE CR @ HENLEY APTS FRONT GATE
011	7:20	-----	AMBERLY DR (SW CR @ LIVE OAKS BLVD – 3 RD , AMBERLY PLACE APT)

ROUTE #3131 **RUN NUMBER 4261.A02/B02** **YELLOW BUS**

STOP	AM	PM	LOCATION
008	6:59	2:26	SKIPPER RD(NE CR @ N 46TH ST) @ EAGLES POINT APARTMENTS
009	7:02	2:28	SKIPPER RD(NE CR @ GRENADINE DR (OAK RAMBLE)
003	7:04	2:30	14626 N 43 ST (WESTSIDE ONLY) GREENWICH COMMONS APT
004	-----	2:07	15350 AMBERLY DR(NE CR @ HENLEY APTS FRONT GATE
011	-----	2:13	AMBERLY DR(SW CR @ LIVE OAKS BLVD – 3 RD ENT, AMBERLY PLACE APT)

ROUTE # 3212 **RUN NUMBER 4261.G01** **ORANGE BUS (Morning Only)**

STOP	AM	PM	LOCATION
005	6:38	-----	TAMPA PALMS BLVD (NE CR @ ASHBURY PALMS DR)
002	6:55	-----	AMBERLY DR(NW CR@ N PLANTATION DR @1 ST ENTRANCE AT AMBERLY PLACE APARTMENTS

ROUTE # 3140 **RUN NUMBER 4261.B03** **RED BUS (Afternoon only)**

STOP	AM	PM	LOCATION
005	-----	2:06	AMBERLY DR (SW CR @ N PLANTATION DR @ 1 ST ENTRANCE)

.....

ROUTE #7205 **RUN NUMBER 4261. HO1** **BLUE BUS (Afternoon only)**

STOP	AM	PM	LOCATION
002	-----	2:52	TAMPA PALMS BLVD (NE CR @ ASHBURY PALMS DR)



FOR YOUTH DEVELOPMENT®
FOR HEALTHY LIVING
FOR SOCIAL RESPONSIBILITY

**REGISTER
EARLY**

*to secure
your spot.*


LEARN GROW THRIVE

YMCA BEFORE & AFTER SCHOOL ENRICHMENT

As we continue to re-engage as a community, our BASE Team is ready to serve your family with a safe, clean environment.

More than child care, our program nurtures the potential in every child. At the Y, kids are cultivating the values, skills and relationships that lead to positive behavior, better health and educational achievement.

- **Certified & trained staff**
- **Study Hall for homework**
- **Project-based learning curriculum with a focus on S.T.E.A.M.**
- **Evidence-based physical fitness**
- **Positive social & emotional curriculum**
- **Indoor & outdoor games**
- **Arts & crafts**
- **A healthy snack**
- **Before care at select sites**



REGISTER NOW: tampaymca.org/x-base



Day Care Contact Numbers

Latchkey

-located in the Tampa Palms Elementary cafeteria

(813) 223-2895

***Creative World**

(813) 558-0234

Family of Christ

(813) 558-9343

Master Academy

(813) 978-9696

***Panda Hugs**

(813) 977-8195

Primrose/ Tampa Palms

(813) 975-4000

Protential Sports

(813) 843-9460

Tampa Palms Country Club

(813) 632-1676

***morning day care available**

Updated 06/09/2021