

## Offline reading with myON Reader™

myON is a web-based personalized literacy platform, where students can read, write, and learn in their own account with recommended titles and activities based on their abilities. But, what happens when they are offline? With myON and an offline reading app, you'll be able to read even when you aren't connected.



### Apps available

First, download the app that will work on your device. If you aren't sure, use the Google Chrome app, since that will work on a variety of devices through a Google Chrome browser. You must have Wi-Fi available to download an app.

- **Chrome Store:** <https://chrome.google.com/webstore/detail/myon/jahdnkaoagdemiakgkedafnhlafpamg>
- **iPad:** <https://itunes.apple.com/us/app/myon/id548056295?mt=8>
- **Android:** <https://play.google.com/store/apps/details?id=com.capstonedigital>
- **KindleFire HD:** <http://www.amazon.com/gp/product?ASIN=B00DQWC7EG>

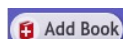
### Setting up your device

Regardless of the platform your app is on, the same steps apply to set up your device for use with myON. You must have Wi-Fi available to set up your device.

1. Open the new myON app on your device.
2. Choose to "Add User" or "Link User."
3. Follow the onscreen instructions, and enter your school, username, and PIN\*.

\*The four digit PIN can be found in the top right corner of the myON dashboard. App users have to use their PIN as the password when connecting to the app for the FIRST TIME ONLY. Students must take the interest inventory and placement test FIRST and then their dashboard will appear and they will have access to their PIN.

4. Once added, sign in! Select your name, and enter your username when prompted.
5. Now that you're signed in, start adding books to read anytime. Choose the "Add Book" or "+" icon, and search to find books to add.



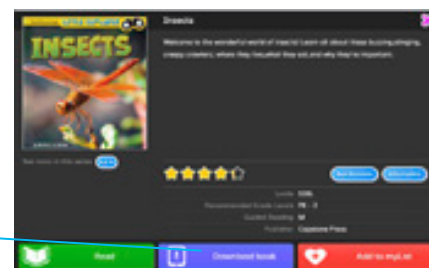
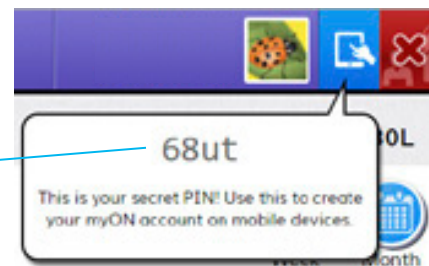
Chromebook



Android



iPad



When you've found a book to add, just click download. Repeat for up to 20 books. If signed into the app, users can also download books directly to the app from their account on myON.com.



## Reading offline

You're ready to read, but Wi-Fi isn't available? That's okay, just launch your myON app. Once launched, sign in. Select your name, and enter your username when prompted. Once you're signed in, you can read any of the books you've previously downloaded.



## Syncing your reading data

Syncing reading data is automatic with the myON app. The next time you're in a Wi-Fi zone, open the myON app. Any reading statistics not yet shared with the myON website from the app will automatically sync and send. You can expect to see them in your myON account within 24 hours after syncing.