



MILLAGE REFERENDUM FOR HILLSBOROUGH COUNTY PUBLIC SCHOOL STUDENTS



Hillsborough County
PUBLIC SCHOOLS
Preparing Students for Life

Hillsborough County Public Schools: Preparing Students For Life



- **Seventh largest school district** in the nation with over **218,000 students**
- More than **30,000 students** attend a school through one of the district's many school choice programs
- **Largest employer in the county** with over **23,000 employees**, that includes over **13,000 teachers**
- **29 million square feet of air-conditioned facilities** – about the same size as 14,000 average-sized homes
- More than **274 school sites** including 137 K-5 elementary schools, 45 middle schools, 28 high schools, nine K-8 schools, four career centers, four technical colleges, and 54 charter schools

Opened this year: Adum Pre K-8

Opening in 2025:

High School – Wimauma

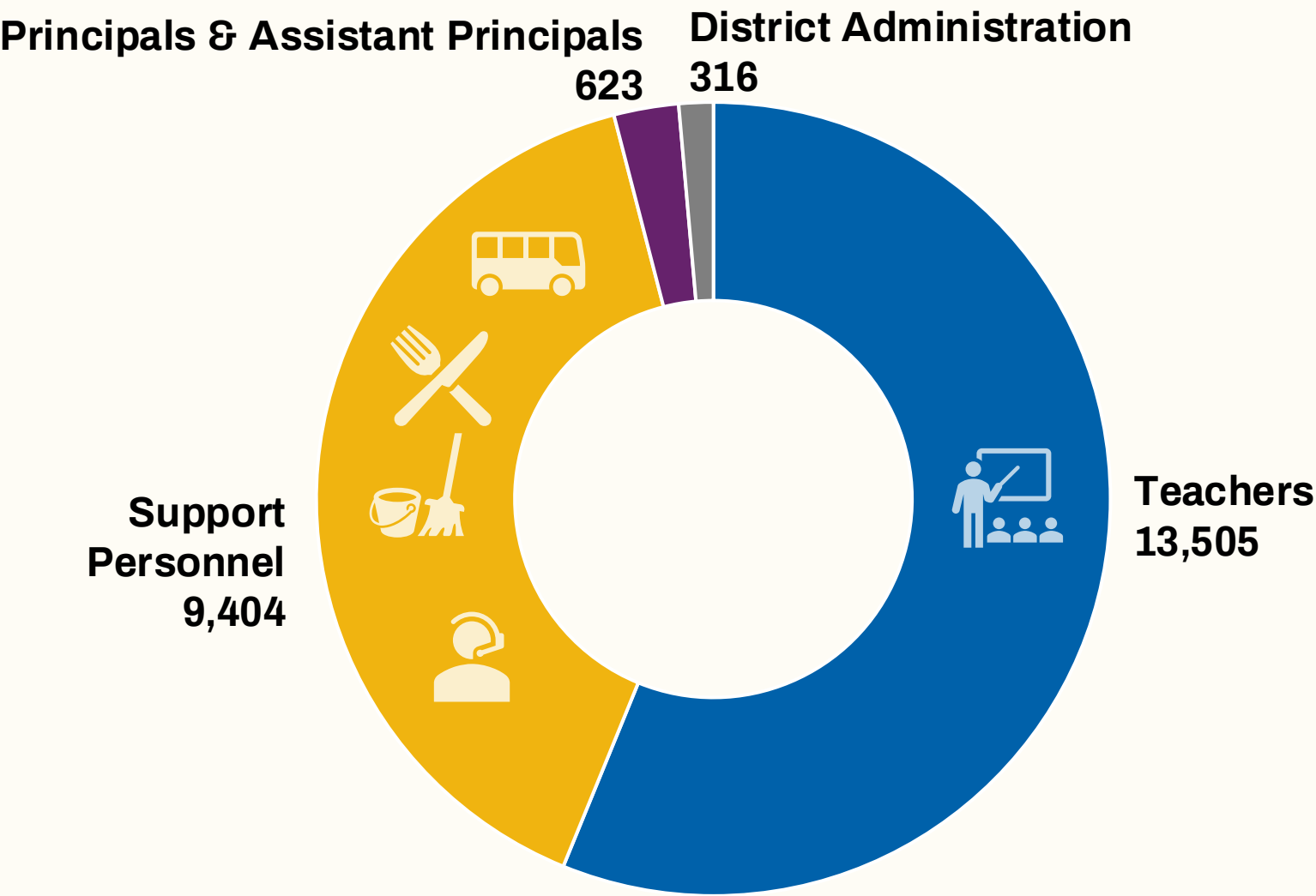
Career Center – Plant City

- We **transport 78,000 students** each day on our school buses. Five times more people than HART's ridership!
- Many distinct programs provide students with unique learning opportunities including:
 - **Magnet**
 - **International Baccalaureate (IB)**
 - **Cambridge Advanced International Certificate of Education (AICE)**
 - **Career and Technical Education**

Accelerated Programs such as:

- **Advanced Placement**
- **Advancement Via Individual Determination (AVID)**
- **Dual Enrollment**

Hillsborough County Public Schools Personnel



Source: Per Hillsborough County Public Schools Human Resources Department. As of 7/31/24

2023-2024 Academic Achievements

96.5%

Percentage of schools receiving an **A, B, or C** school grade from the Florida Department of Education. **Up from 84% previous year**



Increase in the number of schools receiving an **A** grade. **Up to 62 from 57 previous year**



Increase in the number of schools receiving an **B** grade. **Up to 42 from 38 previous year**

↑ 5%

Percentage increase of **3rd grade students demonstrating at or above grade-level expectation in reading**. **Up to 51% from 46% previous year**

- **14,000** high school seniors walked across the stage to receive their diplomas
- **28,000** AP exams were given. **1,000 more** than the previous year with an **8% increase in the pass rate**
- **20,500 Cambridge Advanced International Certificate of Education (AICE)** exams were also given in the spring, providing our students with more accelerated opportunities. **57.7% pass rate, a 3.5% increase from 2023**
- **18,500** high school students earned industry certifications
- **20,000** dual enrollment courses were taken, impacting over 6,800 students
- **433** high school seniors received their **International Baccalaureate** diploma
- **1,933** high school seniors earned their biliteracy seals at graduation
- **Over 72,000** accelerated opportunities provided to students during the 2023-2024 school year

Teachers Are The #1 Factor In Driving Student Achievement

Five Learning Levers that Drive Student Achievement



Teachers

High-quality, well-supported teacher over time



School Leaders

High-quality, well-supported, effective school leadership/principals over time



Instruction

High-quality instruction aligned to state standards and teaching/curricula are utilized (both academic skills, resiliency, character, and life skills)



Attendance

Adequate time on task with grade-level core instruction (regular teacher and student attendance)



Family & Community Involvement

High-level of family and community involvement, with parents/caregivers engaged by schools as equal partners

Our Students Deserve A Solid Foundation



Students who ride the bus to school, should arrive on-time every day.

When there aren't enough bus drivers, students arrive late.



Students need a high-quality and consistent teacher in their classroom every day.

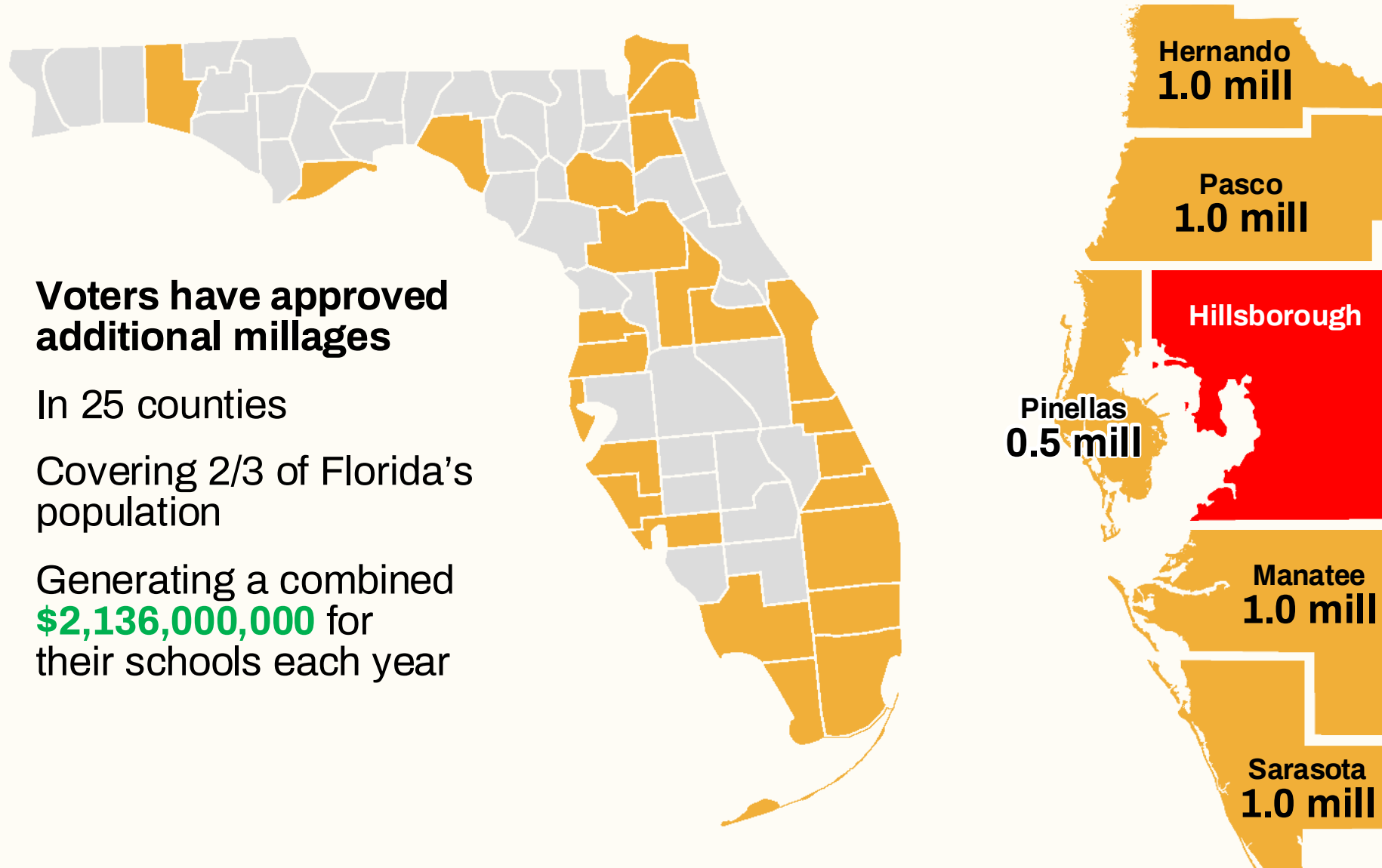
Currently, we have 450 classrooms without a full-time teacher.



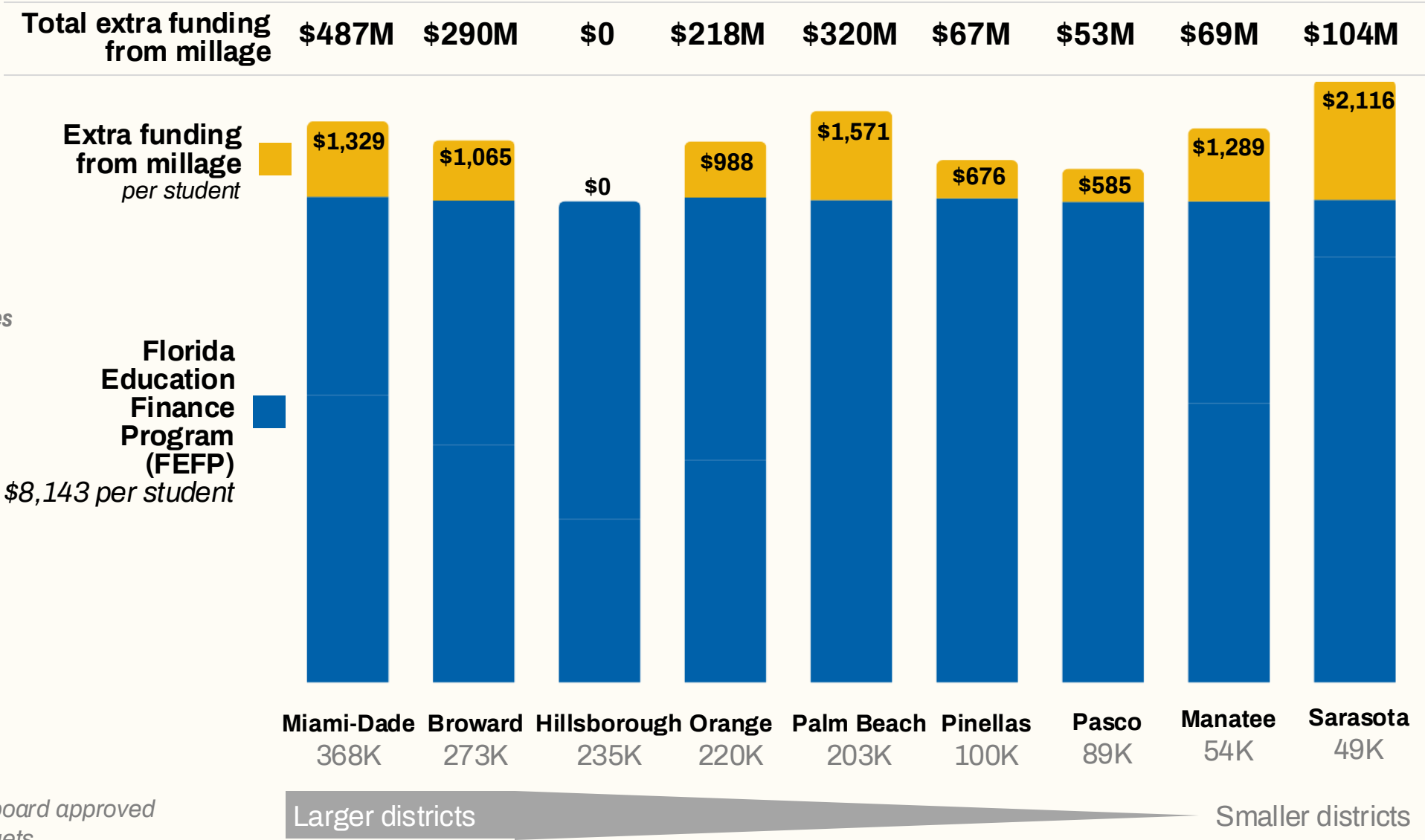
Students deserve a positive school culture where they can thrive.

Students are affected when leaders leave their school.

Surrounding Counties Have Voter-Approved Millages







Operational Funding







Source: FEFP 2022-23, School board approved millage rate resolutions and budgets

How We Compare: Current Salaries For Educators

 Starting Teacher	 10-Year Teacher	 Average Bus Driver	 Average Asst. Principal
Manatee \$57,572	Manatee \$57,572	Sarasota \$36,376	Sarasota \$105,330
Sarasota \$55,000	Sarasota \$57,750	Manatee \$33,943	Manatee \$88,572
Pinellas \$52,000	Pinellas \$55,228	Pinellas \$27,271	Pinellas \$78,313
Pasco \$49,000	Hillsborough \$52,221	Hillsborough \$25,938	Pasco \$72,798
Hillsborough \$48,000	Pasco \$51,145	Pasco \$21,682	Hillsborough \$68,056

These amounts are **total pay**, which includes the base salary **AND** additional supplements paid for by millages

A Millage Will Help Us Compete With Surrounding Counties

 Starting Teacher	 10-Year Teacher	 Average Bus Driver	 Average Asst. Principal
Manatee \$57,572	Hillsborough \$58,221	Sarasota \$36,376	Sarasota \$105,330
Sarasota \$55,000	Sarasota \$57,750	Manatee \$33,943	Manatee \$88,572
Hillsborough \$54,000	Manatee \$57,572	Hillsborough \$28,938	Pinellas \$78,313
Pinellas \$52,000	Pinellas \$55,228	Pinellas \$27,271	Hillsborough \$74,056
Pasco \$49,000	Pasco \$51,145	Pasco \$21,682	Pasco \$72,798

These amounts are **total pay**, which includes the base salary **AND** additional supplements paid for by millages.

A Millage Will Let Us Enrich Educational Programs



Full-Day Voluntary Pre-K

Full day of Voluntary
Pre-K for Hillsborough
County Public School
Students



College & Career Readiness

College and Career
Counselors at Every
High School



Athletics & Physical Education

New Sports Options
and P.E. Equipment



Extended Learning & The Arts

Learning Field Trips for
Every Grade and a
New Vision for
Nature's Classroom

The Investment From The Community

Investment

Property owners pay
\$1 for every \$1,000 in taxable value.



Example of cost for a typical
home in Hillsborough County

Value of typical home in Hillsborough is **\$306,000**.

After the \$25,000 homestead exemption, the
taxable value for schools would be **\$281,000**.

The investment a typical homeowner would make
would be **\$281 per year**, which averages to about
75 cents a day.

Visit hcpafl.org for your actual investment.

Benefit

By gathering these funds, a millage
would raise an estimated

\$177 million
to support our students each year

\$150.4 million to district schools

\$26.6 million to charter schools
based on enrollment – as of 1/23/24

*Revenue amounts are projected estimates for fiscal year
2025-26, when the funds would first be available for use*

Must be renewed every 4 years

A Millage Will Help Retain And Recruit Teachers



- Will allow us to **compete on behalf of our students**
- We will include a **detailed spending plan** for **public reporting** for **transparency**
- We will create an **independent oversight committee** to oversee the funds received from the millage



Hillsborough County
PUBLIC SCHOOLS
Preparing Students for Life

To get answers to questions / request a speaker email:
millage@hcps.net